



## EPSON SureColor S40600/S60600/S80600 contone driver

This document describes the supported features and options of the EPSON SureColor S40600, S60600, S80600 CMYK printer driver for Fiery XF.

### Supported printers

- EPSON SureColor SC-S40600 Series
  - EPSON SureColor SC-S40600 (Europe, America, Former republics of the Soviet Union)
  - EPSON SureColor SC-S40650 (Japan)
  - EPSON SureColor SC-S40670 (Australia, New Zealand, Korea, Singapore, Taiwan),
  - EPSON SureColor SC-S40680 (China, Hong Kong)
- EPSON SureColor SC-S60600 Series
  - EPSON SureColor SC-S60600 (Europe, America, Former republics of the Soviet Union)
  - EPSON SureColor SC-S60650 (Japan)
  - EPSON SureColor SC-S60670 (Australia, New Zealand, Korea, Singapore, Taiwan),
  - EPSON SureColor SC-S60680 (China, Hong Kong)
- EPSON SureColor SC-S80600 Series
  - EPSON SureColor SC-S80600 (Europe, America, Former republics of the Soviet Union)
  - EPSON SureColor SC-S80650 (Japan)
  - EPSON SureColor SC-S80670 (Australia, New Zealand, Korea, Singapore, Taiwan),
  - EPSON SureColor SC-S80680 (China, Hong Kong)

## Technical specifications

Item	SureColor SC-S40600	SureColor SC-S60600	SureColor SC-S80600
Print head	Precision core TFP 1 print head (360 Nozzles / ink)	Precision core TFP 2 print heads (360 Nozzles x 2 / ink)	
Printer width	64 inches	64 inches	64 inches
Ink set	EPSON UltraChrome GS3 C/M/Y/K eco solvent ink Improvement of color gamut, drying properties, glossiness	EPSON UltraChrome GS3 C/M/Y/K x 2 sets eco solvent ink Improvement of color gamut, drying properties, glossiness	EPSON UltraChrome GS3X
Print resolution and target speed (m2/h)	360 x 720dpi 1pass 56m2 720 x 720dpi 4pass 16m2 720 x 1440dpi 6pass 10m2 1440 x 1440dpi 12pass 3.5m2	360 x 720dpi 1pass 94m2 720 x 720dpi 4pass 28m2 720 x 1440dpi 6pass 17m2 1440 x 1440dpi 16pass 6.6m2	
Custom paper #	Custom paper: #1-30 Rip setting(#0): Not supported	Custom paper: #1-30 Rip setting(#0): Not supported	Custom paper: #1-30 Rip setting(#0): Not supported
Custom paper setting	Epson Control Dashboard software manages custom paper settings.	Epson Control Dashboard software manages custom paper settings.	Epson Control Dashboard software manages custom paper settings.
Auto adjustment	PF, bi-d adjustment	PF, bi-d adjustment	PF, bi-d adjustment
Additional dryer	Optional equipment	Standard equipment	Optional equipment

### Supported OS

- Windows 64
- Mac OS X

### Color modes

- CMYK

### Ink configuration

- EPSON UltraChrome GS3 ink (SureColor SC-S40600 and SureColor SC-S60600 )
- EPSON UltraChrome GS3X ink (SureColor SC-S80600)

## Preparation

Before you can use the Epson SureColor printer in the EFI RIP software, you must first install and set up Epson Control Dashboard. Go to [www.epson.sn](http://www.epson.sn) to download and install the latest printer driver and Epson Control Dashboard.

After installing the software, register your printer using the Epson Control Dashboard. It is possible to register up to four printers. For more information on printer registration, see the Epson documentation.

If everything is set up correctly it should look like this:

The screenshot shows the Epson Control Dashboard interface. At the top, there are three status indicators: 'EPSON SC-S80600 Series Ready', 'EPSON SC-S40600 Series Ready', and 'EPSON SC-S60600 Series Comm Driver Ready'. Below this, a printer icon is shown next to its details: Name: EPSON SC-S40600 Series, Model: SC-S40600 Series, IP Address: xxx.xxx.xxx.xxx, Serial Number: 4431000011, and Firmware Version: BA017FC, 1.08. A large green 'Ready' indicator is present. The 'Current Media' section shows '#1] 8451' with a 'PG' icon. Below this, there are several status indicators: 'Platen Gap : 2.0', 'Width : 519 mm', and 'Remained Length : 27 m'. The 'Ink Cartridge' section shows levels for BK, Y, M, and C. The 'Waste Ink Bottle' and 'Wiper Unit' are also shown. The 'Heater Temperature' section shows three gauges with values 40(C), 40(C), and 50(C). The 'Additional Dryer' is shown as 'ON'. At the bottom, there are several buttons: 'Media Settings', 'Print Nozzle Check Pattern', 'Head Cleaning', 'Start Pre-Heating', 'Firmware Update', 'Export Printer Status Data', and 'Advanced Media Setting'.

The next step is to download the media settings. You can do this by clicking Media Settings in Epson Control Dashboard.

The screenshot shows the Epson Control Dashboard interface with the 'Media Settings' section open. The 'Local Media Library' is displayed as a table with columns for Media Vendor, Media Name, Media Type, and Model. The 'Target' section shows a list of media settings for the 'EPSON SC-S40600 Series' with columns for #, Media Name, Media Type, Edit, and Current. The 'Current' column has a checkmark in the first row. The 'Last Update' is shown as 03/09/2016 08:19:00.

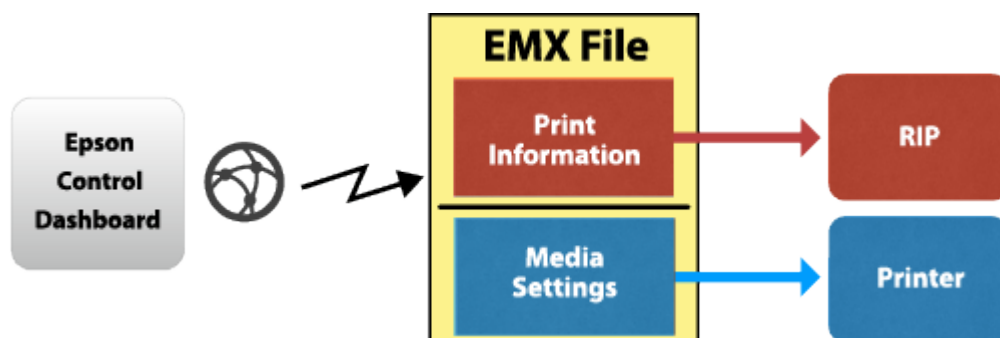
Media Vendor	Media Name	Media Type	Model
ILFORD	OMNJET_NanoSolvent_Premium_Gloss_Photo_Paper	Paper/Others	SC-S40600 Seri
Ultra Flex	ULTRA_POPLIN_PES_C240	Textile	SC-S40600 Seri
Ultra Flex	Vulle_Pro_Matte_VPM137	Banner	SC-S40600 Seri
Ultra Flex	Super_Smooth_Pet_Blockout	Banner	SC-S40600 Seri
Ultra Flex	BIOFlex_FL_15oz	Banner	SC-S40600 Seri
Snil	3687_BlueBack_Satin	Paper/Others	SC-S40600 Seri
Ultra Flex	DSS_12_OZ_Blockout	Banner	SC-S40600 Seri
Ultra Flex	Pole_Banner_Pro_18oz	Banner	SC-S40600 Seri
Ultra Flex	Super_Print_Economy_Matte_80z	Banner	SC-S40600 Seri
Ultra Flex	Super_Print_Plus_FL_Forward_Banner_13oz_D_matte	Banner	SC-S40600 Seri
3M	SV480Cv3 Premium Envision Wrap Film Non-PVC	Adhesive Vinyl	SC-S40600 Seri
3M	PF050	Adhesive Vinyl	SC-S40600 Seri
3M	PF051	Adhesive Vinyl	SC-S40600 Seri
3M	PF052	Adhesive Vinyl	SC-S40600 Seri
3M	RG5332R <BackLit>	Film	SC-S40600 Seri
3M	RG5333 <FrontLit>	Film	SC-S40600 Seri
3M	IJ5363 <FrontLit>	Film	SC-S40600 Seri
3M	IJ8150 (Clear View Graphic Film) <BackLit>	Film	SC-S40600 Seri
3M	IJ8150 (Clear View Graphic Film) <FrontLit>	Film	SC-S40600 Seri
3M	PF000	Adhesive Vinyl	SC-S40600 Seri
3M	PF001C	Adhesive Vinyl	SC-S40600 Seri
3M	IJ5341	Adhesive Vinyl	SC-S40600 Seri
3M	IJ5363 <BackLit>	Film	SC-S40600 Seri
3M	IJ1220G-10G(J printing film)	Adhesive Vinyl	SC-S40600 Seri
3M	IJ4232C	Adhesive Vinyl	SC-S40600 Seri
3M	IJ5220(Gloss)	Adhesive Vinyl	SC-S40600 Seri

#	Media Name	Media Type	Edit	Current
1	8451	Banner		✓
2	RG5332R-BL	Film		
3	RG5333-FL	Film		
4	PF052	Adhesive Vinyl		
5	GS_Canvas_Gross	Canvas		
6	GS_Canvas_Satm	Canvas		
7	GS_Poster_Paper	Paper/Others		
8	GS_Backlight-BL	Film		
9	262_ClearFilm-FL	Film		
10	262_ClearFilm-BL	Film		
11	491_Poster_Paper	Paper/Others		
12	16359	Textile		
13	Fine_Art_Canvas_Rebuns	Canvas		
14	Stretch_canvas_240	Textile		
15	SJT-V500FD-KS2	Banner		
16	JT5829R	Adhesive Vinyl		
17	JT5929PM	Adhesive Vinyl		
18	JT5499R-FL	Film		
19	JT5499R-BL	Film		
20	EasyDot_100_Clear-FL	Film		
21	EasyDot_100_Clear-BL	Film		
22	Vulle_Pro_Matte	Banner		
23	SSmooth_Pet_Blockout	Banner		
24	3105G-010	Adhesive Vinyl		
25	3687_BlueBack_Satin	Paper/Others		
26	MDP-H-200-137	Adhesive Vinyl		

You can perform the following operations from this screen:

- Download print setting files (EMX files) provided by Epson
- Register media settings in the EMX file to the printer
- Edit parameters

For more detailed information, see the documentation provided by Epson.



After the media are registered in the printer, the system is ready to use with the EFI RIP software.

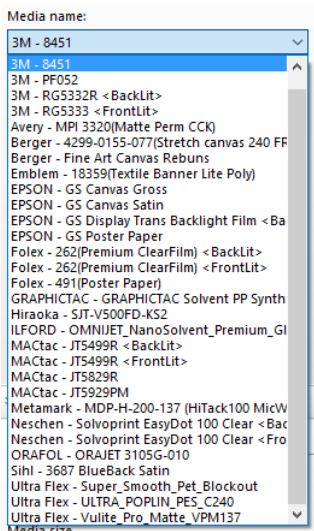
## Integration into Fiery XF

Initially, no media list is available in Fiery XF, even though a local media library is displayed on the Epson Control Dashboard.

To transfer the media list to Fiery XF, set up the linearization device in Fiery XF for the appropriate printer model, including the IP address. As soon as you save your settings and set the workflow online, all the available media information and ICC profiles are downloaded using Epson Control Dashboard.

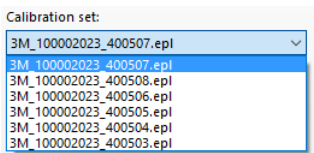
Next, Fiery XF creates EPL files for each media registered in the printer. This process can take some time, and depends very much on your PC or Macintosh. Wait at least one minute before checking the media list. If the list does not appear, restart the Fiery XF server.

The screenshot below shows an example of how registered media types for a SureColor S40600 are displayed in Fiery XF.

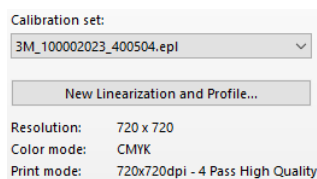
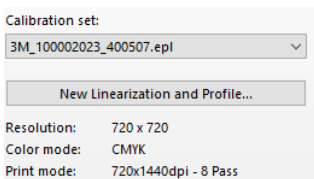


When the list of registered media types is displayed for the linearization device, create an ordinary output device, connect it to the same IP address, and set the workflow fully online. You can now select one of the downloaded, registered media.

Depending on the selected media, multiple EPLs may be available.



Every EPL represents a different combination of printer resolution and print quality, such as illustrated in the screenshots below:



**Note:** There is no need to repeat the procedure for additional media downloaded through Epson Control Dashboard. You just need to make sure that the downloaded media is registered properly at the Epson printer itself using Epson Control Dashboard.

## Media types

The following sections list all the available media types per printer model.

**Note:** The EPLs created from the files downloaded through Epson Control Dashboard do not always support all the combinations listed below.

## EPSON SureColor S40600

Media type	Resolution and print quality	
Adhesive Vinyl	720x720dpi (2 Pass) 720x720dpi (3 Pass) 720x720dpi (4 Pass) 720x720dpi (4 Pass HQ) 720x1440dpi (6 Pass)	720x1440dpi (6 Pass HQ) 720x1440dpi (8 Pass) 720x1440dpi (8 Pass HQ) 1440x1440dpi (12 Pass) 1440x1440dpi (16 Pass)
Banner	360x720dpi (1 Pass) 720x720dpi (2 Pass) 720x720dpi (3 Pass) 720x720dpi (4 Pass) 720x720dpi (4 Pass HQ)	720x1440dpi (6 Pass) 720x1440dpi (6 Pass HQ) 720x1440dpi (8 Pass) 720x1440dpi (8 Pass HQ)
Backlit Film	1440x1440dpi (12 Pass) 1440x1440dpi (16 Pass) 1440x1440dpi (24 Pass)	
Frontlit Film	1440x1440dpi (12 Pass) 1440x1440dpi (16 Pass) 1440x1440dpi (24 Pass)	
Canvas	720x720dpi (2 Pass) 720x720dpi (3 Pass) 720x720dpi (4 Pass) 720x720dpi (4 Pass HQ) 720x1440dpi (6 Pass)	720x1440dpi (6 Pass HQ) 720x1440dpi (8 Pass) 720x1440dpi (8 Pass HQ) 1440x1440dpi (12 Pass) 1440x1440dpi (16 Pass)
Textile	720x720dpi (2 Pass) 720x720dpi (3 Pass) 720x720dpi (4 Pass) 720x720dpi (4 Pass HQ) 720x1440dpi (6 Pass)	720x1440dpi (6 Pass HQ) 720x1440dpi (8 Pass) 720x1440dpi (8 Pass HQ) 1440x1440dpi (12 Pass) 1440x1440dpi (16 Pass)
Paper	720x720dpi (2 Pass) 720x720dpi (3 Pass) 720x720dpi (4 Pass) 720x720dpi (4 Pass HQ) 720x1440dpi (6 Pass)	720x1440dpi (6 Pass HQ) 720x1440dpi (8 Pass) 720x1440dpi (8 Pass HQ) 1440x1440dpi (12 Pass) 1440x1440dpi (16 Pass)

## EPSON SureColor S60600

Media type	Resolution and print quality	
Adhesive Vinyl	720x720dpi (2 Pass) 720x720dpi (4Pass) 720x720dpi (4 Pass HQ) 720x1440dpi (6 Pass) 720x1440dpi (6 Pass HQ)	720x1440dpi (8 Pass) 720x1440dpi (8 Pass HQ) 1440x1440dpi (12 Pass) 1440x1440dpi (16 Pass)
Banner	360x720dpi (1 Pass) 720x720dpi (2 Pass) 720x720dpi (4 Pass) 720x720dpi (4 Pass HQ)	720x1440dpi (6 Pass) 720x1440dpi (6 Pass HQ) 720x1440dpi (8 Pass)
Backlit Film	1440x1440dpi (12 Pass) 1440x1440dpi (16 Pass) 1440x1440dpi (24 Pass)	
Frontlit Film	1440x1440dpi (12 Pass) 1440x1440dpi (16 Pass) 1440x1440dpi (24 Pass)	
Canvas	720x720dpi (2 Pass) 720x720dpi (4 Pass) 720x720dpi (4 Pass HQ) 720x1440dpi (6 Pass) 720x1440dpi (6 Pass HQ)	720x1440dpi (8 Pass) 720x1440dpi (8 Pass HQ) 1440x1440dpi (12 Pass) 1440x1440dpi (16 Pass)
Textile	720x720dpi (2 Pass) 720x720dpi (4 Pass) 720x720dpi (4 Pass HQ) 720x1440dpi (6 Pass) 720x1440dpi (6 Pass HQ)	720x1440dpi (8 Pass) 720x1440dpi (8 Pass HQ) 1440x1440dpi (12 Pass) 1440x1440dpi (16 Pass)
Paper	720x720dpi (2 Pass) 720x720dpi (4 Pass) 720x720dpi (4 Pass HQ) 720x1440dpi (6 Pass) 720x1440dpi (6 Pass HQ)	720x1440dpi (8 Pass) 720x1440dpi (8 Pass HQ) 1440x1440dpi (2 Pass) 1440x1440dpi (16 Pass)

## EPSON SureColor S80600

Media type	Resolution and print quality	
Adhesive Vinyl	720x720dpi (4 Pass) 720x720dpi (6 Pass) 720x720dpi (8 Pass)	720x720dpi (8 Pass HQ) 720x1440dpi (12 Pass) 720x1440dpi (16 Pass)
Banner	360x360dpi (1 Pass) 360x720dpi (2 Pass)	720x720dpi (6 Pass) 720x720dpi (8 Pass)

Media type	Resolution and print quality	
	720x720dpi (4 Pass)	720x720dpi (8 Pass HQ)
Backlit Film	720x720dpi (8 Pass) 720x1440dpi (12 Pass) 720x1440dpi (16 Pass)	720x1440dpi (30 Pass) 1440x1440dpi (48 Pass)
Frontlit Film	720x720dpi (8 Pass) 720x1440dpi (12 Pass) 720x1440dpi (16 Pass)	720x1440dpi (30 Pass) 1440x1440dpi (48 Pass)
Canvas	720x720dpi (4 Pass) 720x720dpi (6 Pass) 720x720dpi (8 Pass)	720x720dpi (8 Pass HQ) 720x1440dpi (12 Pass) 720x1440dpi (16 Pass)
Textile	720x720dpi (4 Pass) 720x720dpi (6 Pass) 720x720dpi (8 Pass)	720x720dpi (8 Pass HQ) 720x1440dpi (12 Pass) 720x1440dpi (16 Pass)
Paper	720x720dpi (4 Pass) 720x720dpi (6 Pass) 720x720dpi (8 Pass)	720x720dpi (8 Pass HQ) 720x1440dpi (12 Pass) 720x1440dpi (16 Pass)

## EPSON SureColor S80600 White Ink

Media type	Resolution and print quality	
Adhesive Vinyl	720x720dpi (4 Pass) 720x720dpi (6 Pass) 720x720dpi (8 Pass) 720x720dpi (8 Pass HQ)	720x1440dpi (12 Pass) 720x1440dpi (16 Pass) 720x720dpi (18 Pass) White 720x1440dpi (32 Pass) White
Banner	360x360dpi (1 Pass) 360x720dpi (2 Pass) 720x720dpi (4 Pass)	720x720dpi (6 Pass) 720x720dpi (8 Pass) 720x720dpi (8 Pass HQ)
Backlit Film	720x720dpi (8 Pass) 720x1440dpi (12 Pass) 720x1440dpi (16 Pass) 720x1440dpi (30 Pass)	1440x1440dpi (48 Pass) 720x720dpi (18 Pass) White 720x1440dpi (32 Pass) White 1440x1440dpi (48 Pass) White
Frontlit Film	720x720dpi (8 Pass) 720x1440dpi (12 Pass) 720x1440dpi (16 Pass) 720x1440dpi (30 Pass)	1440x1440dpi (48 Pass) 720x720dpi (18 Pass) White 720x1440dpi (32 Pass) White 1440x1440dpi (48 Pass) White
Canvas	720x720dpi (4 Pass) 720x720dpi (6 Pass)	720x1440dpi (12 Pass) 720x1440dpi (16 Pass)



Media type	Resolution and print quality	
	720x720dpi (8 Pass) 720x720dpi (8 Pass HQ)	720x720dpi (18 Pass) White 720x1440dpi (32 Pass) White
Textile	720x720dpi (4 Pass) 720x720dpi (6 Pass) 720x720dpi (8 Pass) 720x720dpi (8 Pass HQ)	720x1440dpi (12 Pass) 720x1440dpi (16 Pass) 720x720dpi (18 Pass) White 720x1440dpi (32 Pass) White
Paper	720x720dpi (4 Pass) 720x720dpi (6 Pass) 720x720dpi (8 Pass) 720x720dpi (8 Pass HQ)	720x1440dpi (12 Pass) 720x1440dpi (16 Pass) 720x720dpi (18 Pass) White 720x1440dpi (32 Pass) White

## EPSON SureColor S80600 Metallic Ink

Media type	Resolution and print quality	
Adhesive Vinyl	720x720dpi (4 Pass) 720x720dpi (6 Pass) 720x720dpi (8 Pass) 720x720dpi (8 Pass HQ)	720x1440dpi (12 Pass) 720x1440dpi (16 Pass) 720x1440dpi (40 Pass) Metallic 1440x1440dpi (72 Pass) Metallic
Banner	360x360dpi (1 Pass) 360x720dpi (2 Pass) 720x720dpi (4 Pass)	720x720dpi (6 Pass) 720x720dpi (8 Pass) 720x720dpi (8 Pass HQ)
Backlit Film	720x720dpi (8 Pass) 720x1440dpi (12 Pass) 720x1440dpi (16 Pass) 720x1440dpi (30 Pass)	1440x1440dpi (48 Pass) 720x1440dpi (40 Pass) Metallic 1440x1440dpi (72 Pass) Metallic
Frontlit Film	720x720dpi (8 Pass) 720x1440dpi (12 Pass) 720x1440dpi (16 Pass) 720x1440dpi (30 Pass)	1440x1440dpi (48 Pass) 720x1440dpi (40 Pass) Metallic 1440x1440dpi (72 Pass) Metallic
Canvas	720x720dpi (4 Pass) 720x720dpi (6 Pass) 720x720dpi (8 Pass) 720x720dpi (8 Pass HQ)	720x1440dpi (12 Pass) 720x1440dpi (16 Pass) 720x1440dpi (40 Pass) Metallic 1440x1440dpi (72 Pass) Metallic
Textile	720x720dpi (4 Pass) 720x720dpi (6 Pass) 720x720dpi (8 Pass) 720x720dpi (8 Pass HQ)	720x1440dpi (12 Pass) 720x1440dpi (16 Pass) 720x1440dpi (40 Pass) Metallic 1440x1440dpi (72 Pass) Metallic

Media type	Resolution and print quality	
Paper	720x720dpi (4 Pass) 720x720dpi (6 Pass) 720x720dpi (8 Pass) 720x720dpi (8 Pass HQ)	720x1440dpi (12 Pass) 720x1440dpi (16 Pass) 720x1440dpi (40 Pass) Metallic 1440x1440dpi (72 Pass) Metallic